



LET'S EXPLORE

ב"ה

PATTERNING WITH MUD BRICKS


Objective: Children will have experience with mud bricks, the type used by the Jews in Egypt.

Prepare:


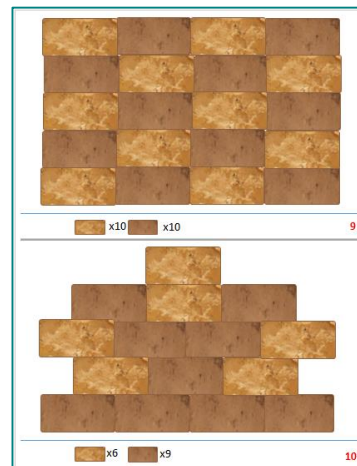


- Print the cards. Laminate and cut.
- Separate the lighter and darker color bricks.

Activity:


- The child should recreate the brick patterns.



There are 16 patterns, starting from easy and increasing in difficulty.







x10



x0

1



x0



x6

2



x0



x10

3




x5



x6

4



x5



x5

5




x3



x7

6



x10



x10

7




x6



x9

8



x10



x10

9




x6



x9

10



 x14
  x3

11



 x8
  x10

12




x10



x10

13



x13



x7

14



x2



x16

15



x8



x8

16